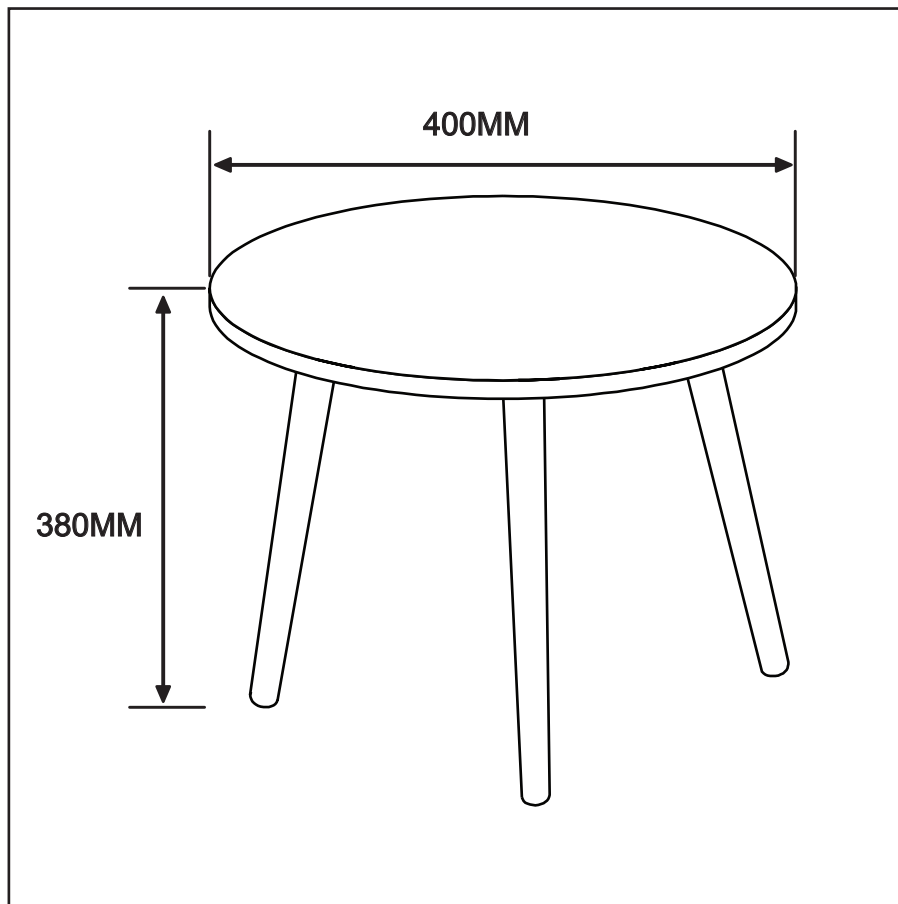




ASSEMBLY INSTRUCTION
DANA SMALL ROUND LAMP TABLE
ITEM CODE 54595

Imported by Super Amart Pty Ltd, Qld, Brisbane Australia.
For any assistance with assembly or for missing parts please phone
Super Amart Ewing Road, Customer Service Free call 1800 351 084




Imported by Super Amart Pty Ltd, Qld, Brisbane Australia.
For any assistance with assembly or for missing parts please phone
Super Amart Ewing Road, Customer Service Free call 1800 351 084

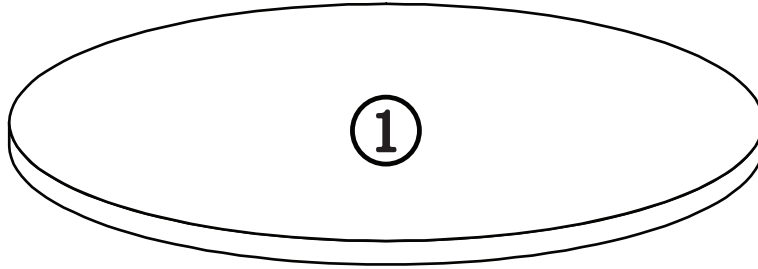
PRE-ASSEMBLY PREPARATION

Before you start:

1. Choose a clean, level, spacious assembly area. Avoid hard surfaces that may damage the product
2. Take care when lifting. Product should be assembled as near as possible to the point of use
3. Ensure that you have all required contents for complete assembly
4. Always read the assembly instructions carefully before beginning assembly.
5. Keep all hardware parts and packaging out of reach of small children.
6. Do not over tighten the screws and bolts as this may damage the threads

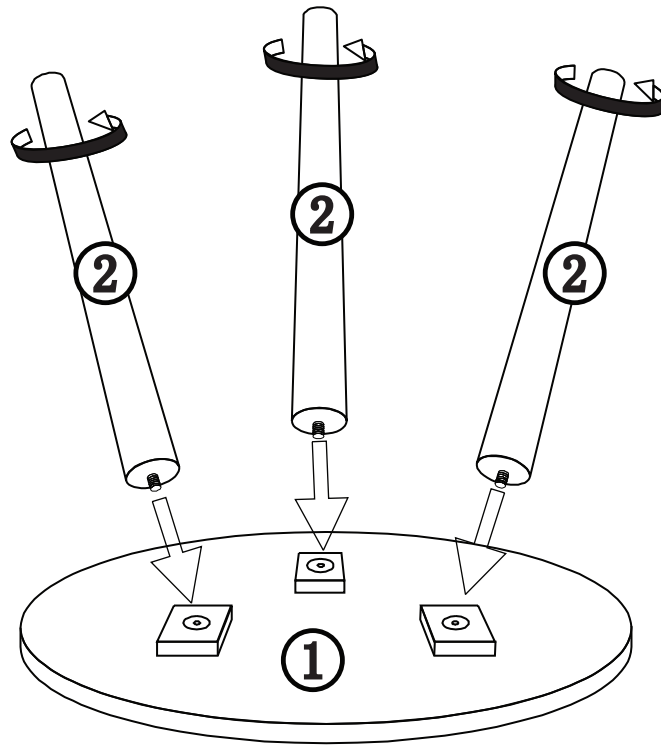


EXPLODED EXAMPLE




1	TOP PANEL
2	LEG

STEP 1: Fix the legs ② to the bottom of top panel ①, the job is complete.



ASSEMBLY COMPLETE



PRODUCT CARE:

To protect your furniture, we suggest the following:

*Avoid placing your furniture in direct sunlight.

*Do not place furniture directly under windows.

*Do not place sharp materials (knife, fork, etc) directly onto your furniture as sharp material may scrape and damage the finish.

Do not place material with high temperature directly onto the surface of your furniture.

*Protective padding is strongly recommended when using your furniture .

*Clean up spills quickly. Water left over a prolonged period of time may cause damage. Alcohol, perfume, nail polishes, aftershave and some medication may cause severe finish damage if not cleaned immediately.

*Use a clean, soft, dry, lint free absorbant cloth to clean your furniture. Do not use any detergent as they may contain ingredients that may react and damage the finish.

NOTE: If the above care advise is not adhered to your product warranty may become void.